Multiple District 316

As of October 2026 Cumulative

Year	New Clubs	Dropped Clubs	Gain/ Loss Clubs	New Members	Charter Members	Reinstate Members	Transfer Members	Total Member Added	Total Members Dropped	Gain/ Loss Members
2022-2023	25	86	-61	1,453	834	198	88	2,573	2,519	54
2023-2024	43	34	9	2,442	994	251	84	3,771	3,471	300
2024-2025	38	43	-5	2,509	951	359	99	3,918	3,425	493
2025-2026	68	58	10	3,813	1,572	393	939	6,717	5,082	1,635
2026-2027	16	9	7	603	344	166	274	1,387	1,546	-159
Average	**38**	**46**	**-8**	**2,164**	**939**	**273**	**297**	**3,673**	**3,209**	**465**

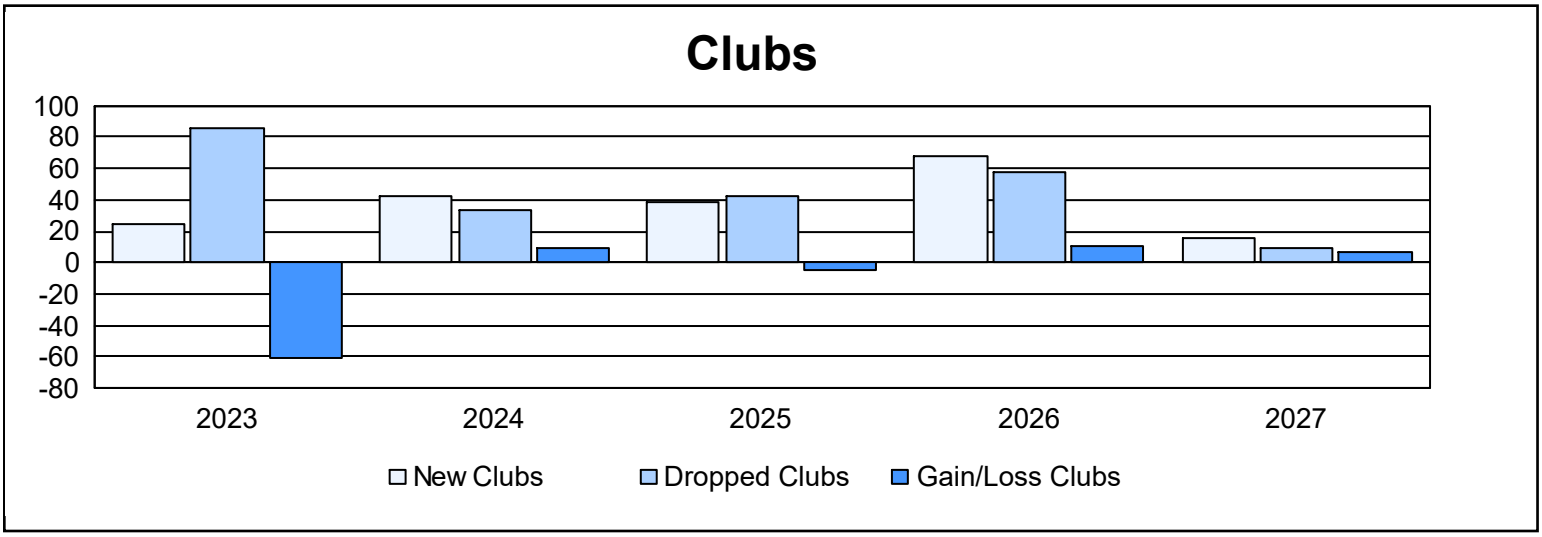

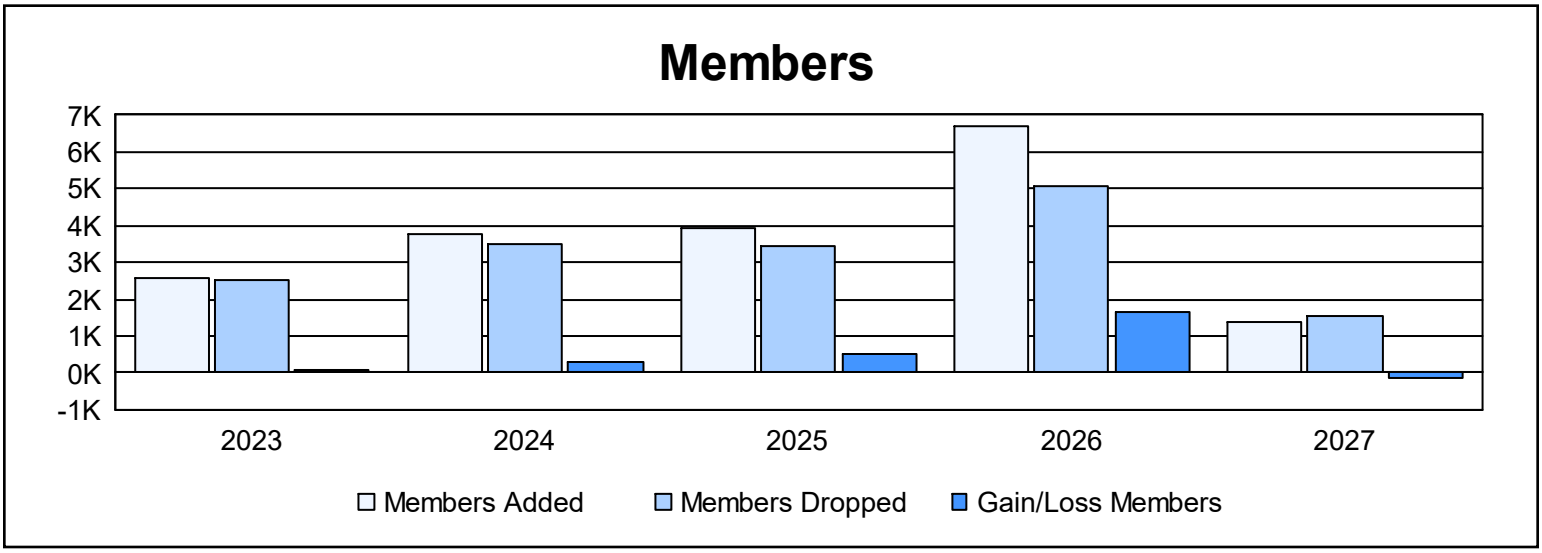

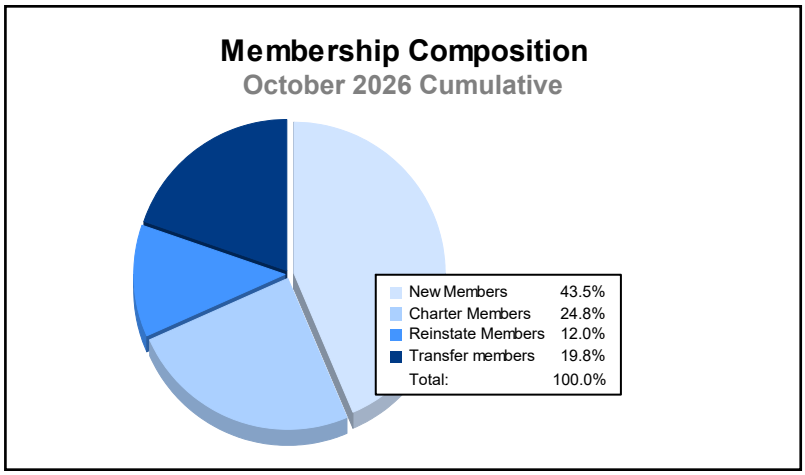
Membership Composition
October 2026 Cumulative
New Members 43.5%
Charter Members 24.8%
Reinstate Members 12.0%
Transfer members 19.8%
Total: 100.0%

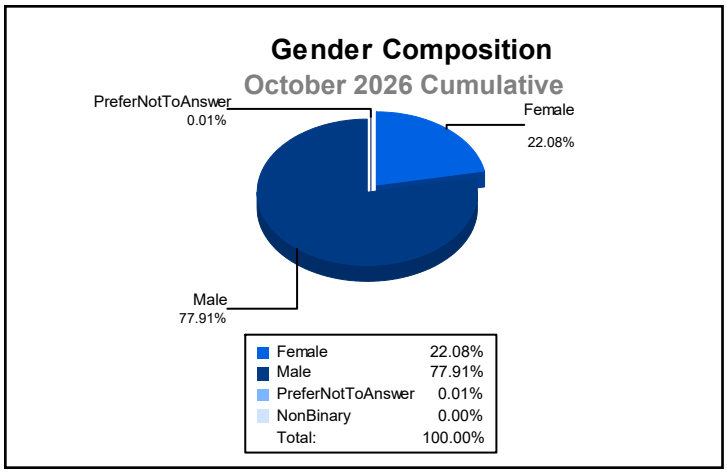
Gender Composition
October 2026 Cumulative
PreferNotToAnswer
0.01%
Female
22.08%
Male
77.91%
Female 22.08%
Male 77.91%
PreferNotToAnswer 0.01%
NonBinary 0.00%
Total: 100.00%